

# GRIFFIN

## 825 Series Hydraulic Power Unit Model 825HPND



### MODEL FEATURES

- Self-contained, portable, diesel-driven hydraulic power unit
- Capable of powering hydraulic submersible pumps or other hydraulic equipment
- Operates efficiently at a wide range of conditions
- Can be positioned in remote areas without the need for electrical power and away from the pumphead
- Uses biodegradable oils
- Rugged, quality construction

### ENGINE

MAKE: John Deere  
MODEL: 6068TF150 (155)  
TYPE: 6-cylinder, 4-cycle liquid-cooled, turbo-charged diesel  
DISPLACEMENT: 414 cu in.  
GOVERNOR: Mechanical  
LUBRICATION: Constant pressure, full flow  
AIR CLEANER: Dry type reusable  
ELECTRICAL SYSTEM: 12V DC  
SAFETY SHUTDOWNS: High head temperature, low oil pressure  
MANUFACTURER'S PERFORMANCE:  
Rated Power—hp (kW)  
intermittent: 155 (116)  
continuous: 140 (104)  
Rated speed—rpm: 2500

### HYDRAULIC PUMP

TYPE: Rotary Vane  
RATED CAPACITY: 60 gpm @ 100 psi @ 1200 rpm  
CASING: Class 30 cast iron

### HYDRAULIC OIL SYSTEM

CONSTRUCTION: carbon steel  
OIL CAPACITY: 53 gallons  
RECOMMENDED BIODEGRADABLE OIL: Texaco Code No. 1616 Biostar Hydraulic Oil 46

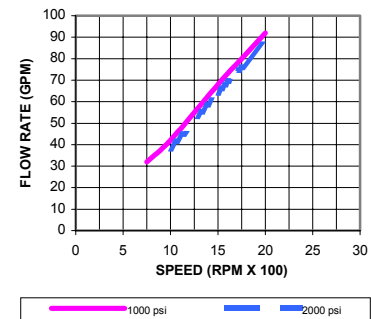
### STANDARD FITTINGS

HIGH PRESSURE: 1-1/4" Wing—Style Male Quick Disconnect Fitting  
LOW PRESSURE: 1-1/2" Wing—Style Male Quick Disconnect Fitting  
All hoses rated for 3000 psi.

### STANDARD EQUIPMENT

- Integral fuel tank with 24 hour run time fuel capacity mounted on I-beam frame
- Center point lifting bail
- Battery box
- Needle valve and pressure gauge
- Hydraulic pressure relief valve
- Hydraulic oil reservoir

### HYDRAULIC PUMP FLOW CAPACITY



### AVAILABLE OPTIONS

- Optional DOT trailer
- Other engines available per customer request (including Kubota, Perkins, Deutz, Cummins)
- Custom fabrication available

### PHYSICAL DIMENSIONS

WEIGHT: 3,900 lbs.  
LENGTH: 117"  
WIDTH: 44"  
HEIGHT: 76"

In the interest of product improvement, specifications may change without notice.

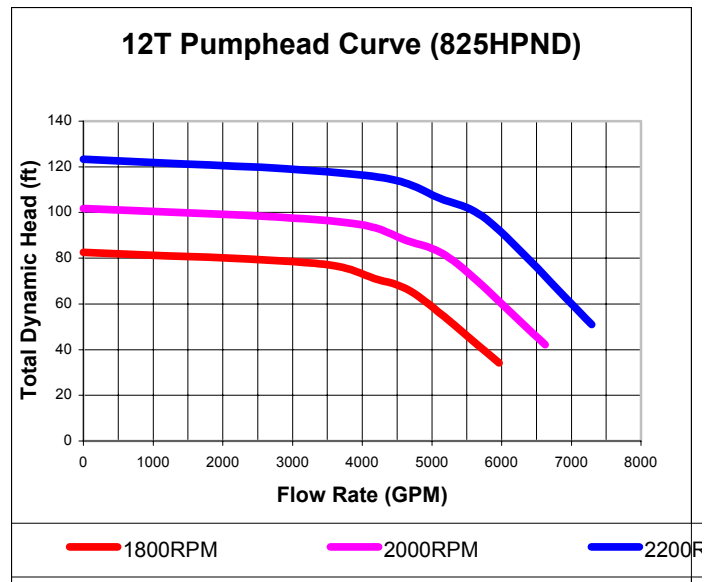
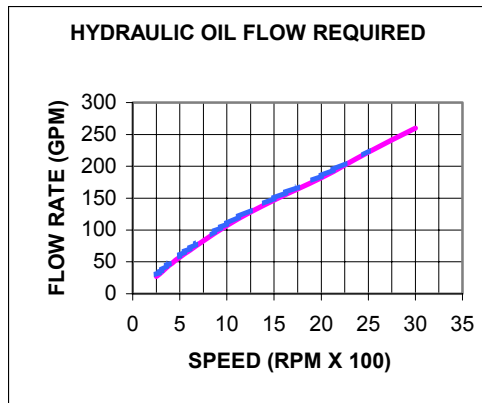
**GRIFFIN**  
PUMP & EQUIPMENT, INC.

5731 Harvey Wilson Drive, Houston, Texas 77020  
(713) 671-8157 fax: (713) 675-1304  
<http://www.griffinpump.com>  
e-mail: [gpe@griffinpump.com](mailto:gpe@griffinpump.com)

# GRIFFIN PUMP & EQUIPMENT HYDRAULIC DRIVEN SUBMERSIBLE PUMPS

MODEL: 12T

IMPELLER: TRASH TYPE  
SUCTION: 11"  
DISCHARGE: 12"

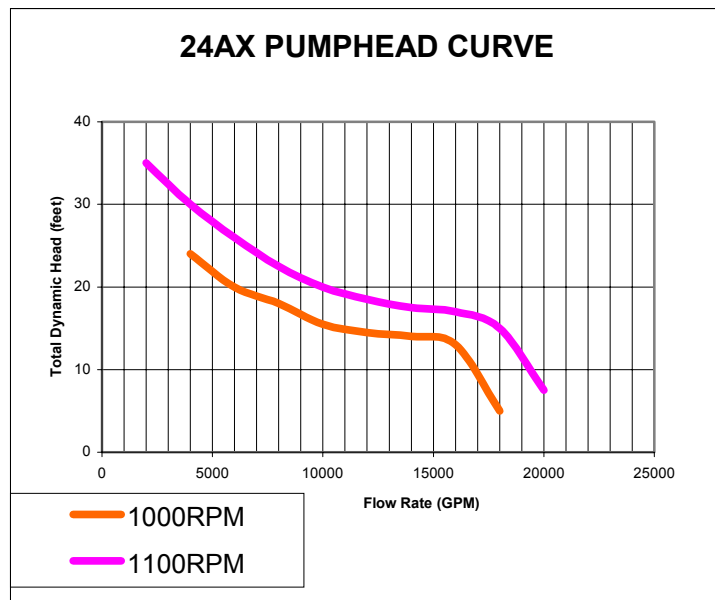
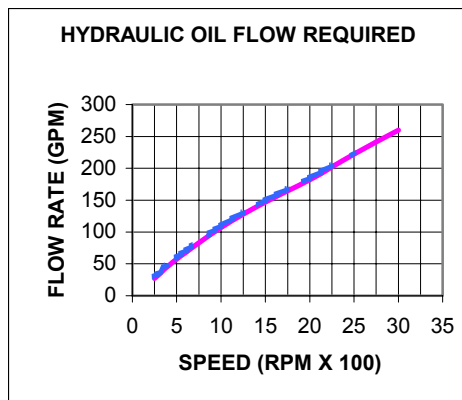


OIL: SAE10W, 150 SSU @ 100deg F

BASED ON 2300 PSI RELIEF VALVE SETTING

MODEL: 24AX

IMPELLER: AXIAL FLOW TYPE  
SUCTION: 24"  
DISCHARGE: 24"



NOTE: SPEED IS BASED ON IMPELLER RPM.

OIL: SAE10W, 150 SSU @ 100deg F

BASED ON 2300 PSI RELIEF VALVE SETTING